

Preparation Units

Preparation Units



ICE3831GR
5 x 1/6 GN Pans Included



ICE3864GR
7 x 1/3 GN Pans Included



ICE3858GR
7 x 1/3 GN Pans Included

ICE3854GR
7 x 1/6 GN Pans Included

Features


- Marble work top
- Stainless steel retractable lid covering GN pans
- Bottom mounted compressor units
- Stainless steel interior and exterior construction
- Self-closing and stay open door
- Rounded interior corner design
- Recessed door handle
- Magnetic door gaskets
- 1x shelf + 1x base shelf per door
- Easy access for service
- Castors as standard

| Product Code | |
|--------------|--|
| ICE3831GR | 2 Door Preparation Unit S/S Top 5 x 1/6 GN Pans |
| ICE3864GR | 3 Door Preparation Unit Glass Top 7 x 1/3 GN Pans |
| ICE3858GR | 3 Door Preparation Unit S/S Top 7 x 1/3 GN Pans |
| ICE3854GR | 3 Door Preparation Unit S/S Top 7 x 1/6 GN Pans |

Optional Extras



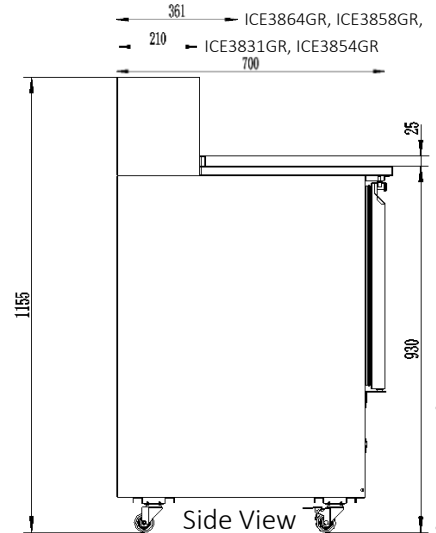
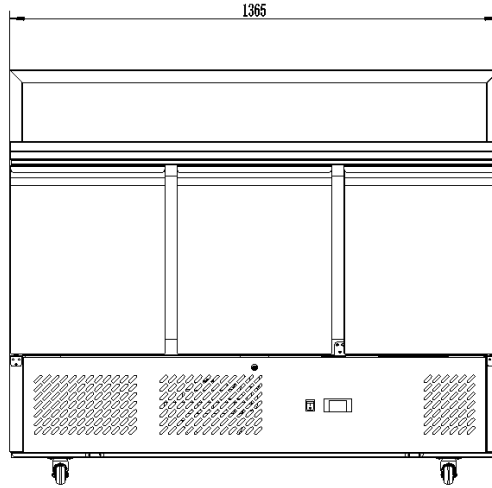
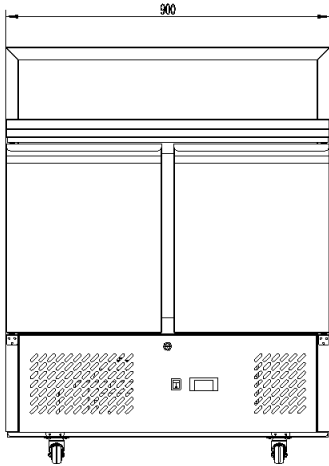
| Description |
|-------------------------|
| Extra shelf and Runners |



Preparation Units

ICE3831GR

ICE3864GR, ICE3858GR, ICE3854GR



Preparation Units

| Classification | ICE3831GR | ICE3864GR | ICE3858GR | ICE3854GR |
|---------------------------------------|-----------------------|-----------------------|-----------------------|-----------------------|
| Exterior Dimension (WxDxH mm) | 900 x 700 x 1155 | 1365 x 700 x 1155 | 1365 x 700 x 1155 | 1365 x 700 x 1155 |
| Interior Dimension (WxDxH mm) | 830 x 595 x 475 | 1295 x 595 x 475 | 1295 x 595 x 475 | 1295 x 595 x 475 |
| Packing Dimension (WxDxH mm) | 945 x 750 x 1305 | 1410 x 750 x 1305 | 1410 x 750 x 1305 | 1410 x 750 x 1305 |
| Shelf Dimension (WxDxH mm) | 340 x 590 | 340 x 590 | 340 x 590 | 340 x 590 |
| Useable Working Area (mm) | 900 x 475 | 1365 x 325 | 1365 x 325 | 1365 x 475 |
| Shelf Quantity | 4 | 6 | 6 | 6 |
| Loading Capacity Per Shelf (kg/pcs) | 18 | 18 | 18 | 18 |
| Capacity (Litre) | 300 | 380 | 380 | 380 |
| Net Weight (kg) | 96 | 173 | 153 | 168 |
| Gross Weight (kg) | 125 | 209 | 196 | 213 |
| Voltage (V/Hz/Ph) | 220/50/1 | 220/50/1 | 220/50/1 | 220/50/1 |
| Power (W) | 310 | 310 | 310 | 310 |
| Electric Current (A) | 2 | 2 | 2 | 2 |
| Power Consumption (kw/24h) | 2.12 | 2.55 | 2.55 | 2.55 |
| Defrost Method | Air Defrost | Air Defrost | Air Defrost | Air Defrost |
| Climatic Class | 4 | 4 | 4 | 4 |
| Refrigerant Amount (g) | 60g | 70g | 70g | 70g |
| Refrigerant | R600a | R600a | R600a | R600a |
| Cooling Method | Fan Assisted | Fan Assisted | Fan Assisted | Fan Assisted |
| Inner Temperature (°C) | -2°C to +8°C | -2°C to +8°C | -2°C to +8°C | -2°C to +8°C |
| Insulation Thickness (mm) | 35 | 35 | 35 | 35 |
| Foaming Material | C5H10 | C5H10 | C5H10 | C5H10 |
| Castors | 4 (2 Braked on front) | 4 (2 Braked on front) | 4 (2 Braked on front) | 4 (2 Braked on front) |
| Stainless Steel Interior and Exterior | 201 | 201 | 201 | 201 |



Specifications are subject to change without notice and pictures are for illustrative purposes only.